






## INSTRUCTIONS ON THE BREAKDOWN/ ACCIDENT/EMERGENCY CASES







-  Switch on the warning lights
-  Drive until the exit or nearest lay by if possible
-  Follow the public address, radio systems and traffic signs
-  Use emergency phones
-  Obey operator's instructions
-  Officials will help you in a few minutes
-  Keep your distance when stopped (5 m)
-  In case of evacuation, switch off your engine, pull the handbrake, leave your key in the ignition



## TUNNEL RULES

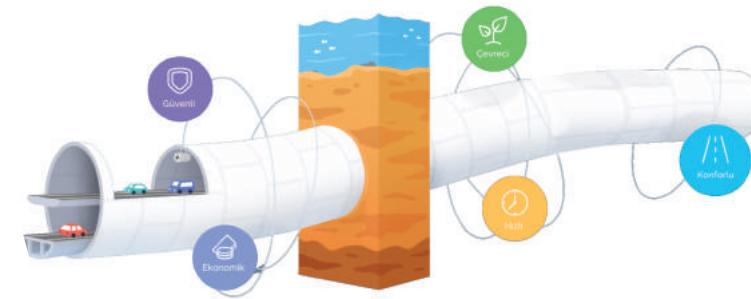
-  2.8 m height limit
-  5000 kg weight limit
-  Trucks, scooter, bikes  
Pedestrians can't enter
-  70 km/h speed limit

## BEFORE ENTERING TUNNEL

-  Check your fuel level
-  Remove your sunglasses
-  Open headlights
-  Open your radio
-  Follow the traffic signs
-  Make sure your HGS patch is in place correctly



## SAFETY BROCHURE



[www.avrasyatuneli.com](http://www.avrasyatuneli.com)

0850 222 80 20

## WHILE DRIVING



Don't change lane



Keep your inter-distance (40 m)



Don't make U-turn



Follow public address, radio systems and traffic signs




Don't stop except emergency



Obey operator's instructions



## TUNNEL SAFETY EQUIPMENT



EUROPE

ASIA

